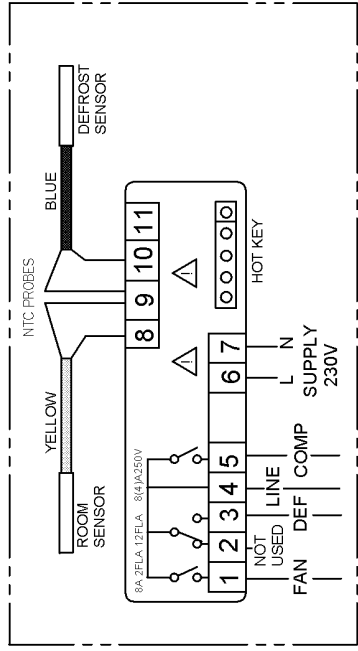
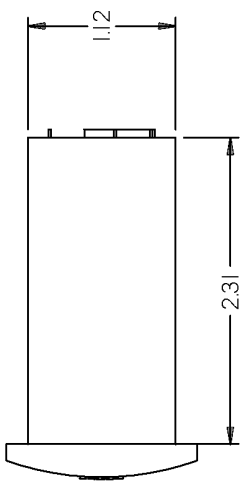
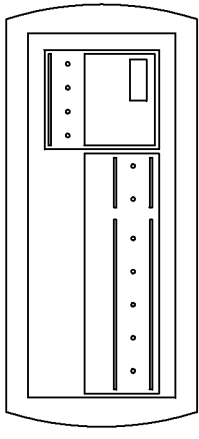
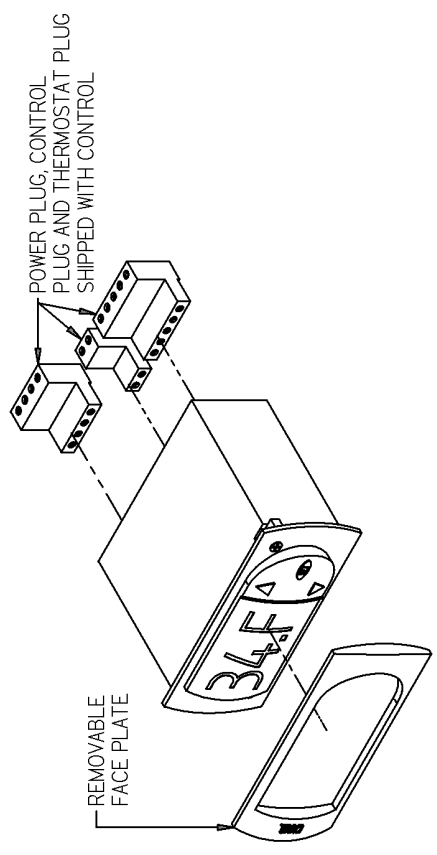
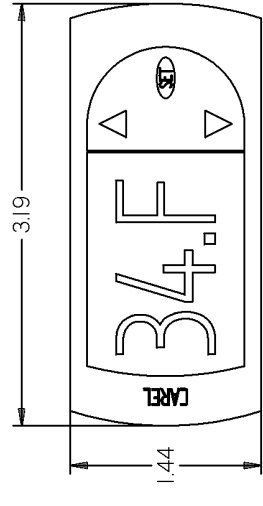
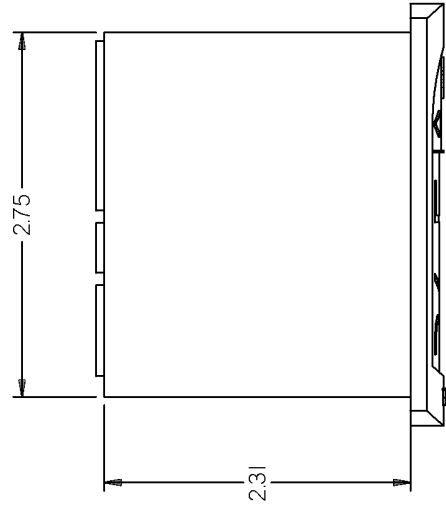


| REV | ECN NO. | DATE | BY | DESCRIPTION |
|-----|---------|------|----|-------------|
| | | | | |
| | | | | |
| | | | | |

SPECIFICATION:
 PUEZC00000
 230 V
 2-NTC PROBE INPUTS (SCREW TERMINALS)
 16 AMP/60AMP COMPRESSOR RELAY
 8 AMP DEFROST RELAY
 8 AMP FAN RELAY
 UL & NSF LISTED

| Carel/Set Temperature | Set 1 | | Set 2 | | Set 3 | |
|--|-------|----|-------|---|-------|---|
| | L | M | H | L | M | H |
| St Set Point | -10 | 35 | 38 | | | |
| r1 Minimum setpoint | -30 | 0 | 0 | | | |
| r2 Maximum set point | 30 | 50 | 50 | | | |
| c2 Minimum compressor off time | 4 | 4 | 4 | | | |
| d0 Type of defrost | 1 | 1 | 1 | | | |
| dl Interval between defrost | 6 | 6 | 6 | | | |
| dt End defrost temperature set point | 65 | 65 | 38 | | | |
| dP Maximum defrost duration | 40 | 40 | 40 | | | |
| F0 Enable evaporator control set point | 1 | 1 | 0 | | | |
| F1 Evaporator fan control set point | 30 | 30 | 40 | | | |
| F2 Stop evaporator fan if compressor off | 1 | 1 | 0 | | | |
| F3 Evaporator fan status during defrost | 1 | 1 | 0 | | | |
| Fd Post-dripping time | 2 | 2 | 0 | | | |



NOTE:
 CONTROLLER WILL DEFAULT TO 10 MIN. COMPRESSOR ON TIME - 6 MIN. OF COMPRESSOR OFF TIME IN THE EVENT OF A ROOM TEMP. FAILURE.

CONTROLLER WILL DEFAULT TO TIME TERMINATION IN THE EVENT OF A DEFROST TEMP. PROBE FAILURE.

NOTE:
 1. CONTROL INCLUDES: POWER PLUG, CONTROL PLUG AND THERMOSTAT PLUG
 2. ALL PLUGS HAVE SCREW TERMINALS
 3. GASKET ATTACHED TO CONTROLLER
 4. REQUIRED OPENING SIZE FOR MOUNTING CAREL CONTROL IS 2.812" X 1.23"

| | | | |
|--|--|---|--|
| | | REFRIGERATION PRODUCTS LLC STONE MOUNTAIN, GEORGIA U.S.A. | |
| TUBING 1 TO 36 OVER 36 ANGLES | | DRAWN DATE APPROVED DATE | |
| TOLERANCE BLOCK ISSUED 02/25/84 | | THIS DOCUMENT CONTAINS MATERIAL AND/OR INFORMATION WHICH IS THE PROPERTY OF HEATCRAFT REFRIGERATION PRODUCTS AND IS SUPPLIED ONLY ON A PROPERTY BASIS. NO REPRODUCTION OR TRANSMISSION BY ANY FIRM OR CORPORATION WITHOUT PRIOR WRITTEN APPROVAL. | |
| REV. _____ A | | SHT. 1 of 1 | |
| TITLE CAREL CONTROL - 230V | | PRODUCT HEATCRAFTRPD | |
| PART NO. 21301001 | | DWG. NO. 21301000 | |

WIRING DETAIL